

JUKI®

MB-1370 Series

Single-thread, Chainstitch, Button Sewing Machine

(thread-fray-prevention ON/OFF changeover mechanism)

MB-1377 / MB-1373

(quick stitch-shape
changing mechanism)



**The sophisticated-form
machine with excellent
operability and productivity**

MB-1370 Series

Stitch shape can quickly be changed over between

⊗ and ⊗ button-hole configurations. (only for MB-1377)



⊗ Thread-fray-prevention ON/OFF changeover mechanism

The machine is provided as standard with a "thread-fray-prevention ON/OFF changeover mechanism" to help produce beautiful seams with added durability.

⊗ Speedy sewing

The machine sews buttons with an optimum number of stitches; 8, 16 or 32, according to the sewing conditions.

⊗ Attachments

The attachments used for your conventional machines are applicable as they are.

The single-thread, chainstitch, button sewing machine, which is frequently used for sewing buttons on men's wear and blouses under different sewing conditions, has been redesigned with its capabilities upgraded.



Stitch shape can easily be changed over between ⊗ and ⊗ button-hole configurations only by operating the lever. In addition, this single machine is able to sew two different kinds of buttons to save space and increase availability. (MB-1377)



The machine is able to change over the stitching mode between 2-holed and 4-holed buttons according to any design change.

Finished stitches do not fray, even after durability-to-laundry tests of 200 times or more.

■ The machine is equipped as standard with thread-fray-prevention function.



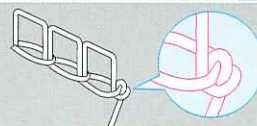
ON/OFF changeover mechanism

Cancel the thread-fray-prevention function by

Durability has already been proven at QTEC* using the JISL0217103 method. It was shown to be extremely high.

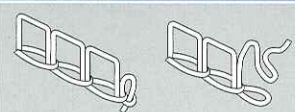
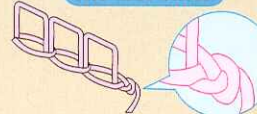
■ Difference in knot tying methods

Conventional machine



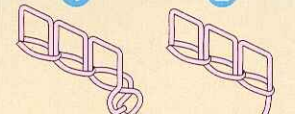
The last stitch

With thread-fray-prevention function.



1


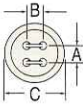
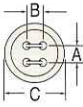

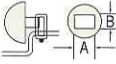




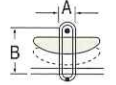
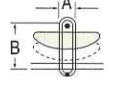




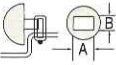




2



In the event that the last stitch

ATTACHMENT TABLE

● Existing attachments are applicable.

Application			Sketch	Attachment	
				Part No.	Symbol
 For flat buttons	Small- to large-buttons thickness 5.0mm	Left		D2556-372-CAA	Z556
		Right		D2558-372-CAA	Z558
	Large-buttons thickness 3.1mm			MAZ-201010A0	Z201
	Medium-buttons thickness 2.8mm			D2529-373-B00A	Z032
	Small-buttons thickness 2.8mm			B2529-373-000	Z252
 For shank buttons				B2401-373-0BA	Z033
				MAZ-040000AA	Z040*
				MAZ-04000BAA	Z040B*
 For wrapped-around	1st process			B2447-372-0A0	Z004*
				MAZ-041010A0	Z041
				141-34050	Z099*
	2nd process			B2440-373-0A0	Z035
 For snaps				B2552-373-BAA	Z037
 For metal buttons				B2420-373-0AA	Z038
 For stay buttons				MAZ-039010A0	Z039*
 For label attaching				MAT-64401ZBA	Z044**

SPECIFICATIONS

Model name	MB-1373	MB-1377
Max. sewing speed	1,500rpm	
Number of stitches	8,16 and 32 stitches	
Needle (at the time of delivery)	TQx1(#16)#14 ~ 20	
Feed length (crosswise feed)	2.5 ~ 6.5mm	
Feed length (lengthwise feed)	0 ~ 6.5mm	0 ~ 4.5mm
Stitching shape		
Thread-fray-prevention ON / OFF changeover mechanism	Provided as standard	
Stitching shape changeover type	—	Lever change-over type
Applicable button	Round-shaped flat button (2-holed, 4-holed)	
	Shank button, Wrapped-around button, Snap, Label, Metal button, Stay button (exclusive attachments have to be used)	
Button size	φ 10 ~ 28mm	
Thickness of button	1.8 ~ 3.5mm (options max. 5mm)	
Needle bar stroke	48.6mm	
Lift of the presser foot	9mm	
Sewing system	Single thread chainstitch	
Wiper unit	Options	
Lubrication	By an oiler	
Lubricating oil	JUKI New Defrix Oil No.1 (equivalent to ISO VG7)	
Machine head weight	20kg	
Power requirement / Motor used	Single- or 3-phase / 200W (1/4HP), General-purpose motor	

WHEN YOU PLACE ORDERS

Please note when placing orders, that the model name should be written as follows:

MB1373 — ☐ ☐ ☐

Subclass models	Code
8,16 and 32 stitches	00
8,16 and 32 stitches	11

Button clamp unit	Code
For flat button (small)	S
For flat button (medium)(Z032)	M

MB1377 — ☐

Button clamp unit	Code
For flat button (small)	S
For flat button (medium)(Z032)	M

● To order, please contact your nearest JUKI distributor.

JUKI®
JUKI CORPORATION
MARKETING & SALES H.Q.

8-2-1, KOKURYO-CHO, CHOFU-SHI,
TOKYO 182-8655, JAPAN
PHONE : (81) 3-3480-2357, 2358
FAX : (81) 3-3430-4909
<http://www.juki.com>



JUKI CORPORATION HEAD OFFICE
The environmental management system to promote and conduct
① the technological and technical research, the development and design of the products in which the environmental impact is considered,
② the conservation of the energy and resources, and the recycling, in the research, development, design, distribution, sale and maintenance service of the industrial sewing machines, household sewing machines and industrial-use robots, etc., and in the sale and maintenance service of the data entry system and in the purchase, distribution and sale of the household commodities including the healthcare products.