

# PH2266 Series


**JUKI®**

2-needle, post-bed, double chainstitch stitch machine


Double chainstitch function contributes to the achievement of more beautifully-finished seams.



## Beautiful seams with double chain stitches



2-needle double chain stitches, vertical looper



2-needle lock stitches

Right and left seams can be sewn in parallel thanks to double chainstitch function


Chainstitch allows the operator to sew a long material without worrying about the amount of thread remaining on a bobbin.

**JUKI Smart Solutions**


Innovation with our Best Global Support

Distance from machine arm to needle has been increased, thereby improving ease of operation


▪ Long-arm, (standard) post bed type



▪ Long-arm, high post bed type (provided with an arm lifter)



▪ Lifting of the arm lifter



The PH-2266 has adopted a long-arm post bed to provide a longer distance from machine arm to needle. As a result, workability and sewing capability, when sewing a large material, is enhanced.

(Standard) post bed type : 650mm、295mm、181.5mm  
High post bed type : 650mm、530mm、420mm

There are two types of the high post bed type sewing machines; one is provided with an arm lifter and the other is not provided with it. For the high post bed type sewing machine that is provided with an arm lifter, a large material can be placed under or taken out from under the machine arm with ease.

Amount of lift of the machine arm with an arm lifter: 65 mm

High-torque direct-drive motor

The PH-2266 has adopted a high-torque direct-drive motor. With this motor, the sewing machine starts up quickly, provides improved stopping accuracy, and demonstrates excellent responsiveness. Furthermore, the motor directly transmits power to the sewing machine drive system, thereby

Specifications

Name of model	Long arm, (standard) post bed, 2-needle, double chainstitch machine	Long arm, high post bed, 2-needle, double chainstitch machine (without an arm lifter)	Long arm, high post bed, 2-needle, double chainstitch machine (with an arm lifter)
Sewing speed	Max.600sti/min		
Needle gauge	6mm, 8mm, 10mm		
Max. feed amount	Normal:6mm		
Needle bar stroke	38mm		
Lift of presser foot	Manual	9mm	
	Automatic	15mm	
Arm lifter	Not provided		65mm
Amount of alternating vertical movement	1~6.5		
Needle	GROZ-BECKERT 134X35 Nm120~160 Standard Nm140 (#19~#23 Standard #22)		
Thread	#8~#5		
Thread tension	Selectable between single tension and double tension		
Distance from machine arm to needle	650mmX295mm		650mmX530mm
Height of post	181.5mm		420mm
Looper	Forward and back movement (vertical swing)		
Lubricating	Lubrication with an oil tank and application of grease		
Motor	Lower-shaft direct drive		

JUKI CORPORATION  
SEWING MACHINERY & SYSTEM BUSINESS UNIT



www.lidermaq.com  
ventas@lidermaq.net