

## PS-800 Series

Pattern Seamer

**PS-800-13085** Sewing area 1,300 mm (X) x 850 mm (Y)

**PS-800-12080** Sewing area 1,200 mm (X) x 800 mm (Y)

**PS-800-8045** Sewing area 800 mm (X) x 450 mm (Y)




PS-800-12080

The dry head machine achieves max. speed 3,000sti/min with supporting various sewing and materials.

### Oil stains are prevented

The machine head has adopted the advanced dry technology (no lubrication is required). Only the hook needs lubrication.

The dry head is very effective when sewing materials on which oil stains are likely to spread such as those for down jackets.



### Cloth trimmer specifications

The cloth trimmer comes in two different knives and a laser.

- **Rotary knife** ..... This knife is suited to the sewing products designed to have straight portions and curve portions.
- **Laser cutter** ..... This laser is suited to heavy-weight hard materials and soft materials such as knit.



Rotary knife

### Sewing area

● **Medium sewing area**

- PS-800-13085
- PS-800-12080



PS-800-12080

● **Small sewing area**

- PS-800-8045

The PS-800-8045 can be installed in a space-saving manner. Not only the parts department but also sewing lines can be used.

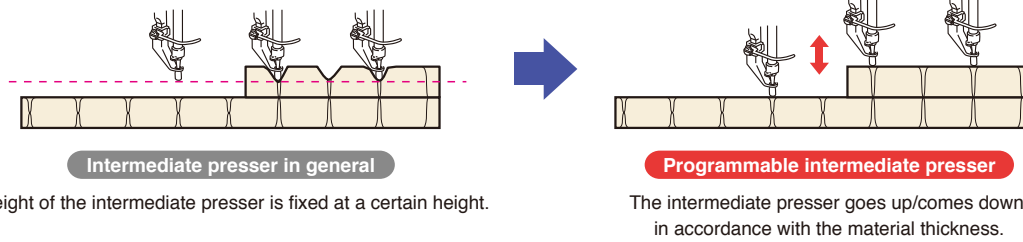


PS-800-8045

## Height of the intermediate presser at its lower dead point can be adjusted on the operation panel

It is possible to change the intermediate presser height at its lower dead point steplessly during sewing.

This feature is particularly effective when sewing multi-layered portions of material. Since the material is stably held by the intermediate presser, sewing troubles such as stitch skipping and thread breakage are prevented.



Height of the intermediate presser is fixed at a certain height.

The intermediate presser goes up/comes down in accordance with the material thickness.

## Operation panel


The sewing pattern data formats such as DXF, AI, PLT and DST are supported. Sewing pattern data in these formats are widely used in many sewing plants. As a result, the operation panel is able to use the customers' existing sewing pattern data immediately. As many as 999 sewing patterns can be saved on the large-capacity memory of the operation panel.



## Patterns are identified by means of RFID to enable automatic reading of sewing data

Sewing patterns are automatically identified by means of RFID to automatically call up the relevant sewing program, thereby starting sewing quickly.

\*RFID (radio frequency identification): It is the technology to read and write data saved on IC chips through wireless non-contact transfer of radio frequency waves and is used to identify and manage products.



## SPECIFICATIONS

Model name	PS-800SS12080/ PS-800HS12080	PS-800SB13085/ PS-800HB13085 <sup>*1</sup> PS-800SB8045/ PS-800HB8045 <sup>*2</sup>
Sewing area	1,200 mm x 800 mm	<sup>*1</sup> 1,300 mm x 850 mm <sup>*2</sup> 800 mm x 450 mm
Feeding type	Double Guide-rail drive	Double stepping motor Belt Drive
Max. sewing speed	3,000 sti/min*	
Stitch length	0.5 - 12.7 mm	
Hook	Full-rotary double-capacity hook	
Lift / Stroke of intermediate presser	Lifting amount: 20 mm / Stroke: Standard 4 mm	
Variable lower position of the intermediate presser	0 - 9 mm	
Needle	SS: DB x 1 #8 (7#~14#) HS: DP x 17 #21 (18#~23#)	SB: DB x 1 #8 (7#~14#) HB: DP x 17 #21 (18#~23#)
Storage of pattern data in the memory	Max. 999 patterns (80,000 sti/pattern)	
Number of Identifiable patterns	999 patterns	
Program input mode	USB	
File format	DXF / AI / PLT / DST	
Weight	750kg	500kg 450kg
Dimensions	2,250mm(W)x2,185mm(L)x1,250mm(H)	2,115mm(W)x2,210mm(L)x1,250mm(H) 1,325mm(W)x1,200mm(L)x1,250mm(H)

\*sti/min is the abbreviation for "stitches per minute"

## WHEN YOU PLACE ORDERS

Please note when placing orders, that the model name should be written as follows:

Machine head		Sewing area (X-Y)	Code
		1,300 mm x 850 mm	13085
		1,200 mm x 800 mm	12080
		800 mm x 450 mm	8045

Sewing specifications	Code	Feed mechanism	Code
Light weight materials	S	Belt drive	B
Heavy weight materials	H	Screw drive (ball screw)	S

**PS 800** [ ] [ ] [ ] [ ] [ ] [ ] [ ] [ ] [ ] [ ] [ ] [ ] [ ] [ ] [ ] [ ]

Device	Code	Powersupply	Code	Control box	Code
Rotary knife (upper and lower)	A	Single-phase 200-240V	K	with RFID and knife	K
Laser cutter	C	Single-phase 200-240V (CE)	N	without RFID and with knife	X
Non knife	Z			without RFID and knife	Y
				with RFID and without knife	Z

\*Select of sewing specifications "H" is "Z" only.

**JUKI CORPORATION** 2-11-1, TSURUMAKI, TAMA-SHI, TOKYO 206-8551, JAPAN

SEWING MACHINERY & SYSTEMS BUSINESS UNIT PHONE: (81) 42-357-2370 FAX: (81) 42-357-2274 <https://www.juki.co.jp/en>

\* Specifications and appearance are subject to change without prior notice for improvement. \* Read the instruction manual before putting the machine into service to ensure safety.

\* This catalogue prints with environment-friendly soyink on recycle paper. \* Paper from responsible sources **FSC™ C001712**

AUGUST, 2019 Printed in Japan(TN)